


# Re-Reeving Machinery

Tension controlled payout and respooling of boom hoist and main lift crane applications



## Self Contained Unit, Ideal for All Wire Rope Service Applications

Reel Power Re-Reeving machines are used to replace wire rope on cranes. They provide tension controlled payout and respooling of boom hoist and main lift crane applications. The Re-Reeving Series is available with customized torque capabilities and reel dimensions per customer required specs. Various self contained systems are available. Drive options include Nema 4 electric, or hydraulic powered by Diesel or Gasoline engines. The systems are also used for deploying electric submersible pumps downhole and service centers.

**5,000-50,000lb**  
**Standard Load Capacity**  
Can be Custom Sized as Required


### STANDARD "RE-REEVING MACHINE" FEATURES:

- » Fork Lift Base & Lift Eyes
- » Diesel/Gasoline Engine Powered Hydraulic System
- » Hand Operated Pressure Relief Valve to Adjust Torque
- » Manual Hand Valve for Speed & Direction Control
- » Slide Coupling Disconnect for Easy Loading and "Free Wheel" Capacity
- » Lifting Bars
- » Customized Torque and Reel Dimensions

**REELPOWER**  
MARINE & ENERGY


# Leading The Way In Re-Reeving Equipment

Reel Power's Re-Reeving machinery provides tension controlled pay-out and re-spooling for boom hoist and main lift line applications. The Re-Reeving Series is available with customized torque capabilities and reel dimensions per customer required specs. Various self contained systems are available.



Model	Standard Reel Capacity	Reel Weight	HP Available	Type Power
RR5	60" OD 48" wide	5,000 lbs	10 & 15HP	Electric, Diesel or Gas
RR10	96" OD 60" wide	10,000 lbs	10 & 15HP	Electric, Diesel or Gas
RR15	96" OD 60" wide	15,000 lbs	10 & 15HP	Electric, Diesel or Gas
RR20	108" OD 72" wide	20,000 lbs	10, 15 & 25HP	Electric, Diesel or Gas
RR30	108" OD 72" wide	30,000 lbs	10, 15 & 25HP	Electric, Diesel or Gas
RR50	120" OD 88" wide	50,000 lbs	15, 25 & 40HP	Electric, Diesel or Gas

Each unit can be custom sized as required.




22HP Diesel Engine  
Powered Hydraulics



Centralized Control Panel



Tool Storage and Custom  
Options Available



Slide Coupling

## WE SOLVE DEEPWATER PROBLEMS

Our goal is to identify challenges, design innovative solutions and manufacture quality products that solve your deepwater problems. Our business is saving you time and money.

### Available Options:

- » Electric, Diesel or Gasoline Engines
- » Custom Reel Size Capacities, Machine Layouts and Maximum Line Pulls
- » Tool Storage
- » Automatic and Powered Levelwinds
- » Land and offshore designs

**REELPOWER**  
MARINE & ENERGY

ReelPowerME.com